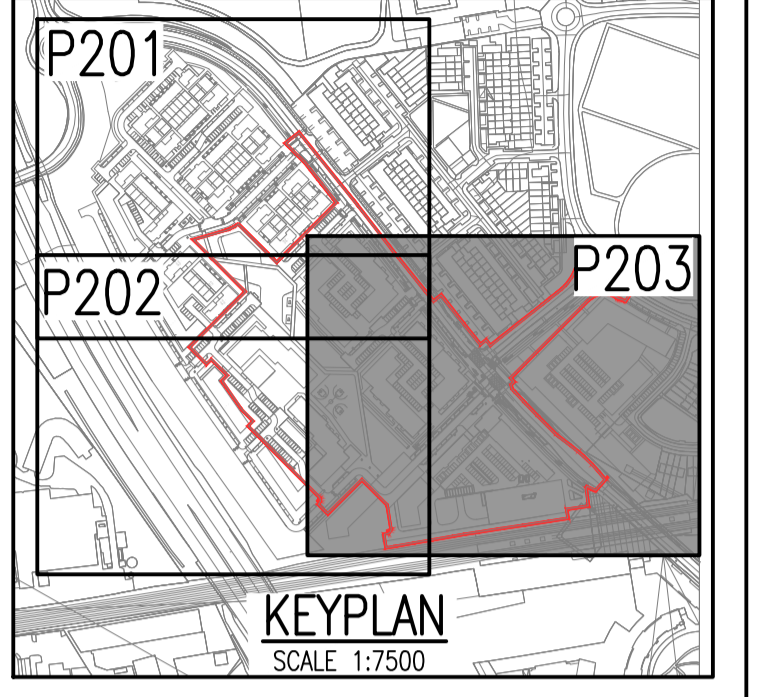
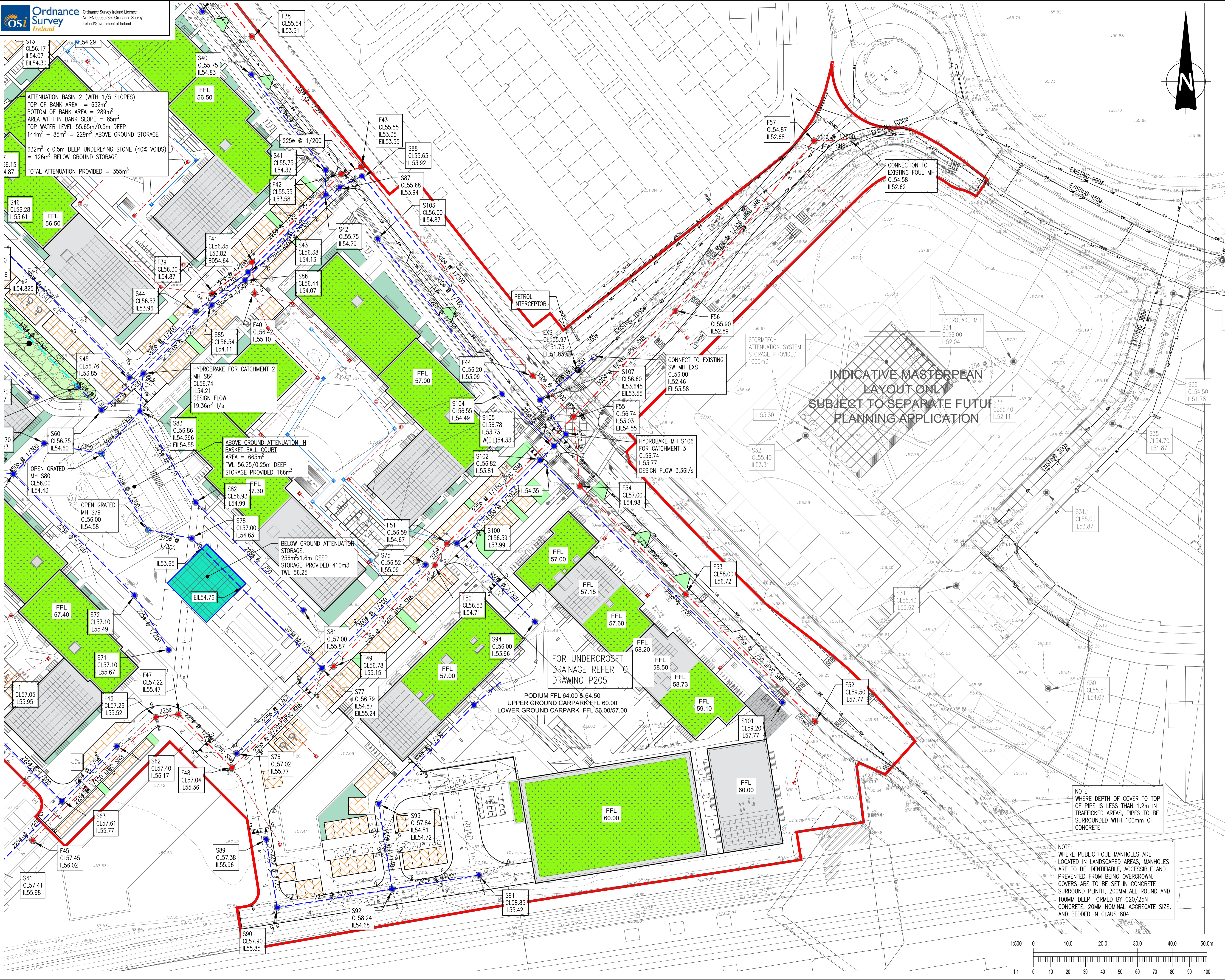


- NOTES:
- DO NOT SCALE. USE FIGURED DIMENSIONS ONLY.
  - THIS DRAWING IS TO BE READ IN CONJUNCTION WITH ALL OTHER RELEVANT ARCHITECTURAL AND ENGINEERING DRAWINGS.

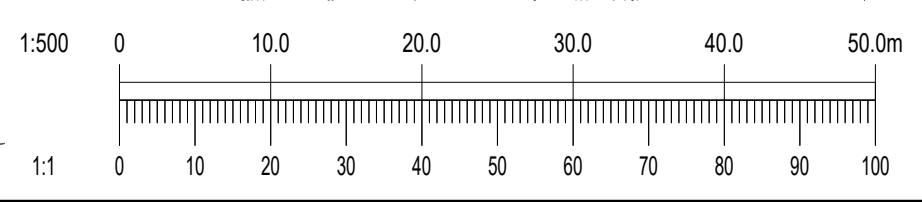


**LEGEND:**

- FS EXF EXISTING FOUL WATER SEWER
- SW EXS EXISTING SURFACE WATER SEWER
- XXX @ 1/XXX uPVC S/NB PROPOSED FOUL WATER SEWER
- XXX @ 1/XXX SX PROPOSED SURFACE WATER NETWORK
- PROPOSED FOUL INSPECTION CHAMBER AND CONNECTION
- PROPOSED SURFACE WATER INSPECTION CHAMBER AND CONNECTION
- PROPOSED PERFORATED PIPE
- G PROPOSED GULLY AND CONNECTION
- PROPOSED PERMEABLE PAVING
- PROPOSED BELOW GROUND ATTENUATION STORAGE
- PROPOSED ABOVE GROUND STORAGE WITH FILTER STONE BELOW
- PROPOSED GREEN ROOF
- PROPOSED RAIN GARDEN
- PROPOSED TREE PIT



Rev	Date	Description	By	Chk
Amendments				
Project: <b>CHERRY ORCHARD POINT</b>				
Title: <b>DRAINAGE LAYOUT SHEET 3 OF 3</b>				
Client: <b>LAND DEVELOPMENT AGENCY</b>				
BLOCK S, EASTPOINT BUSINESS PARK, ALFIE BYRNE ROAD, DUBLIN D03 H3F4 IRELAND. Tel: (01) 684 8900 Email: info@waterman-moylan.ie www.waterman-moylan.ie				
Status: <b>PLANNING</b>				
Designed By	PJD	Approved	IW	Waterman Ref: 22-010
Drawn By	PJD	Date	OCT 2023	Scale: @ A1 1:500
Project - Originator - Volume - Level - Type - Role - Number				
Revision				
COP-WMC-PH1-00-DR-C-P203				



Drawing Location: M:\Projects\2202-010 Cherry Orchard - Sheets 4 & 5 - C&S\Drawings\Waterman Moylan\Civil\Planning\Advanced Drawings\2202-010-0201-P202-P203 Drainage Layout Sheets 1 to 3.dwg  
Date: 04/25/2023 3:46pm